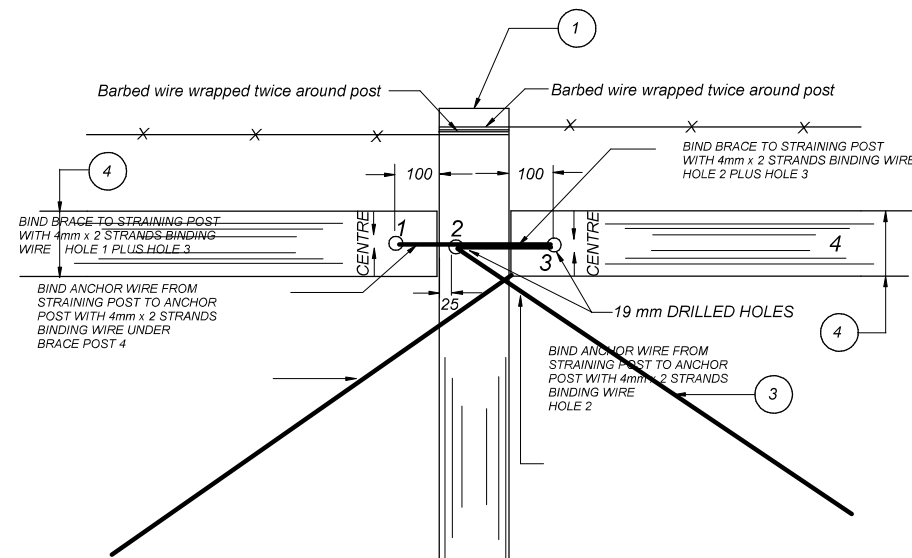
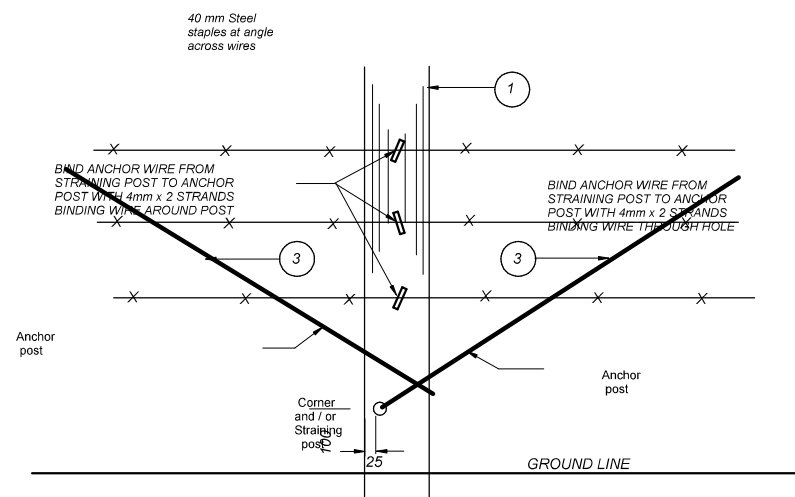


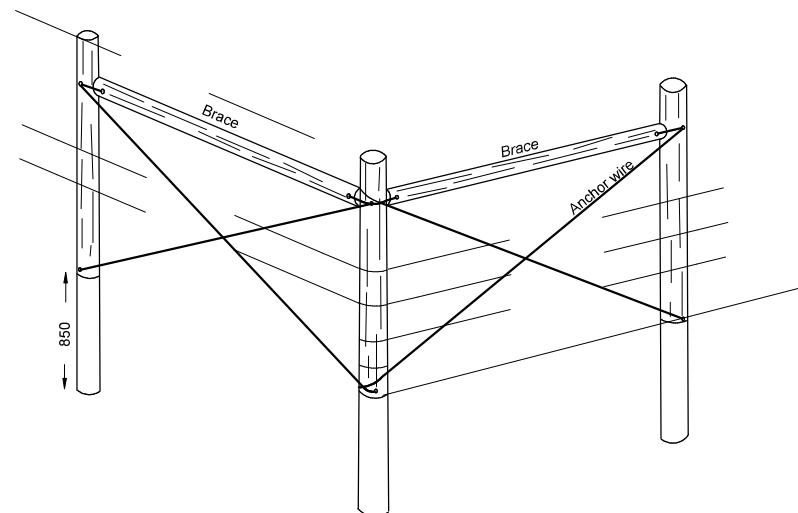
DETAIL A



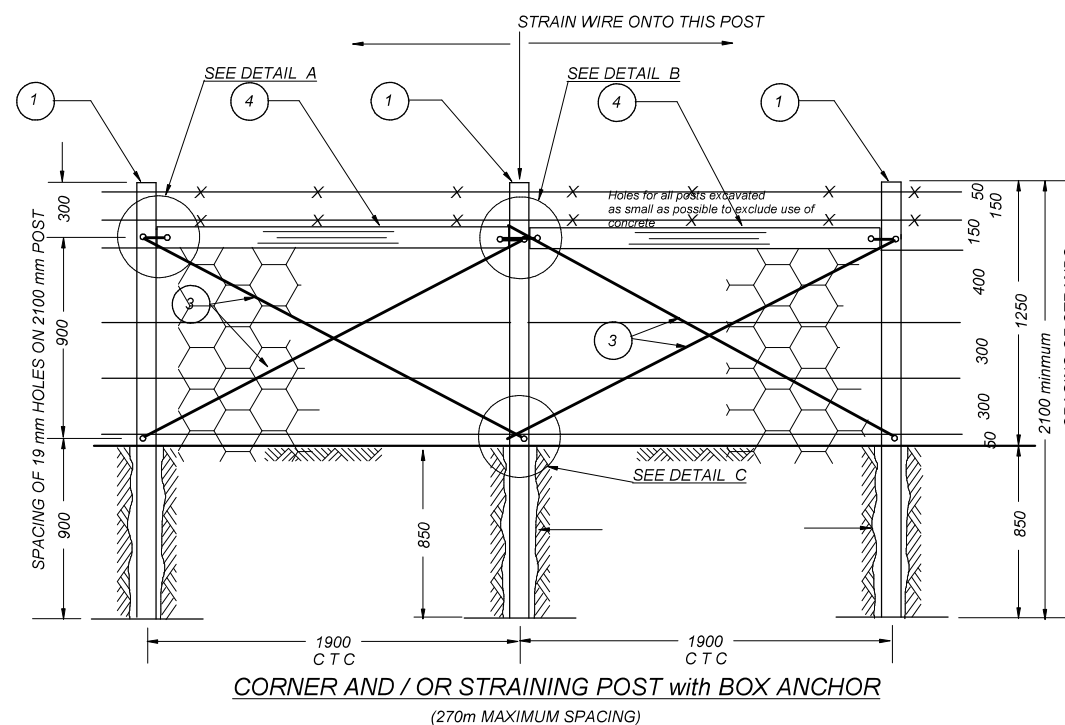
DETAIL B



DETAIL C



CORNER WITH BOX ANCHOR



CORNER AND / OR STRAINING POST with BOX ANCHOR
(270m MAXIMUM SPACING)

LEGEND

125 - 150mm TOP DIAMETER x 2100 mm TREATED TIMBER POST
CORNER, STRAINING AND ANCHOR POSTS

4mm x 4 STRANDS TWISTED SOFT GALVANISED BINDING WIRE

100 - 125mm TOP DIAMETER x 1800 mm TREATED TIMBER POST
BRACES IN BOX ANCHORS

NOTES:

1. 40 mm STAPLES REQUIRED FOR CORNER POSTS
AND STRAINING POSTS

2. THIS DRAWING TO BE READ IN CONJUNCTION
WITH THE PROJECT PARTICULAR SPECIFICATIONS
FOR FENCES

NGL NATURAL GROUND LEVEL

NO.	SPECIAL NOTES:	JPJ KOCH (CHIEF ENGINEER)	DEPARTMENT OF RURAL DEVELOPMENT AND AGRARIAN REFORM PROVINCE OF THE EASTERN CAPE ENGINEERING SERVICES PRIVATE BAG X015 DOHNE ADI STUTTERHEIM 4930	STANDARD VERMIN PROOF FENCE	SCALE	INDEX NO.
					NTS	SCMM001/19/01
				1,2m HIGH - VERMIN PROOF FENCE	A3 ORIGINAL	PLAN NO. SHEET 1 OF 6