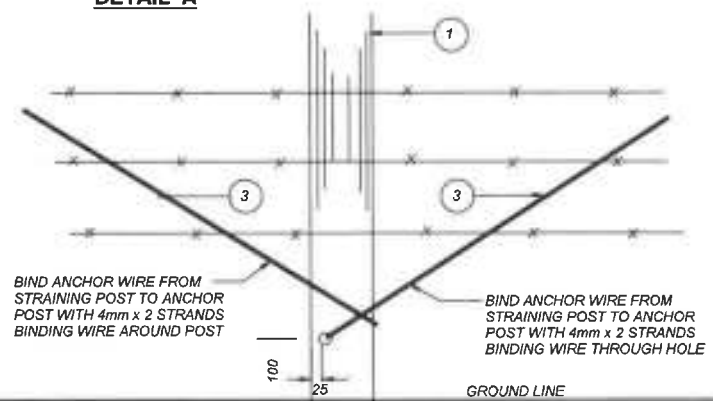
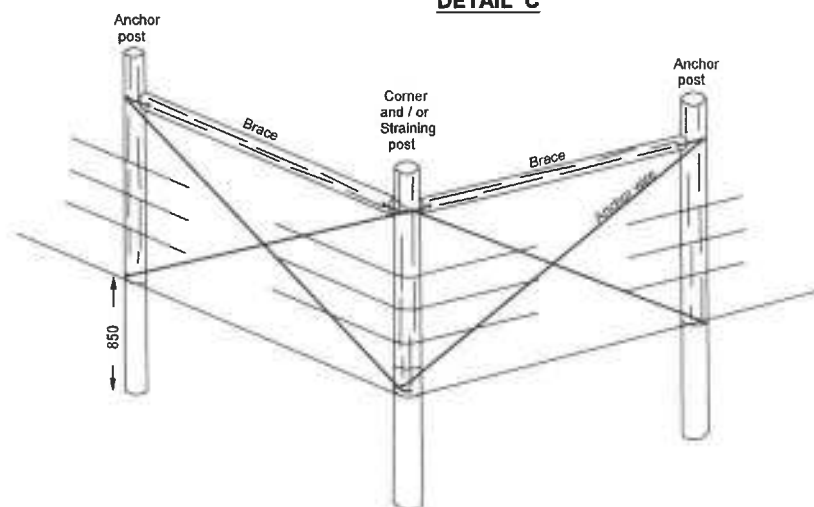


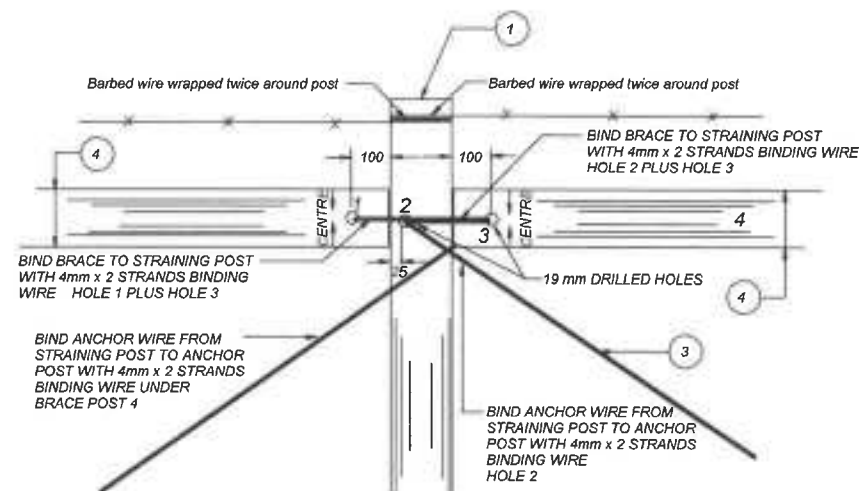
DETAIL A



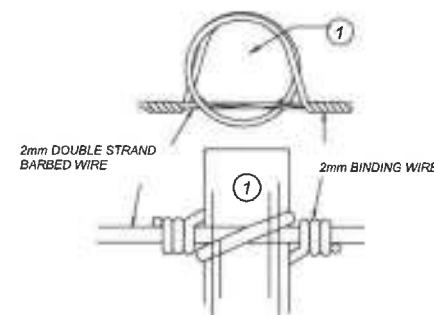
DETAIL C



CORNER WITH BOX ANCHOR



DETAIL B



DETAIL D

LEGEND

1
125 - 150mm TOP
DIAMETER x 2100 mm
TREATED TIMBER POST
CORNER, STRAINING AND
ANCHOR POSTS

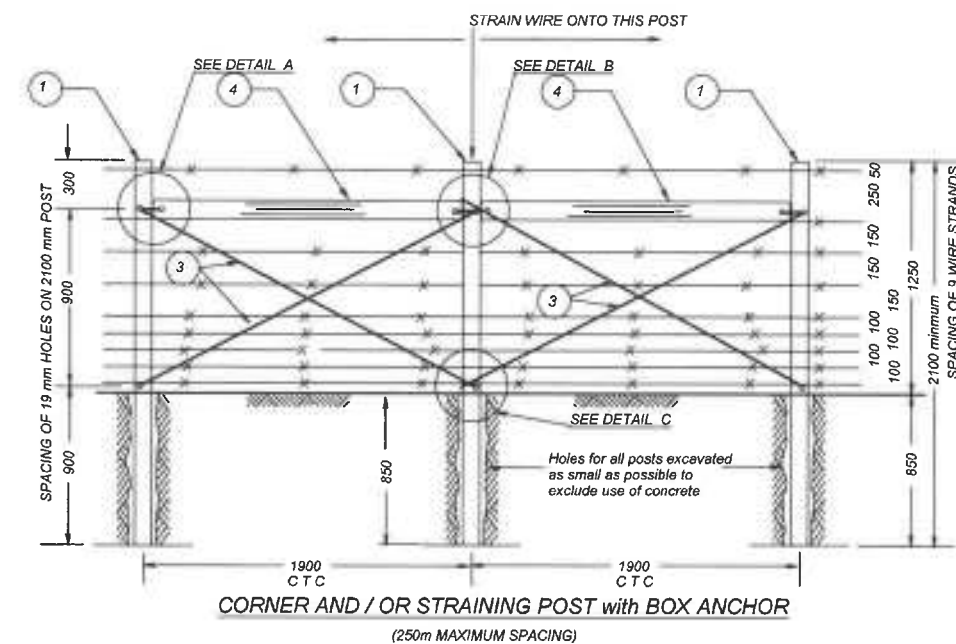
3
4mm x 4 STRANDS
TWISTED SOFT
GALVANISED BINDING
WIRE

4
100 - 125mm TOP
DIAMETER x 1800 mm
TREATED TIMBER POST
BRACES IN BOX
ANCHORS

NOTES:

1. THIS DRAWING TO BE
READ IN CONJUNCTION
WITH THE PROJECT
PARTICULAR
SPECIFICATIONS FOR
FENCES

NGL NATURAL GROUND LEVEL



NO:	SPECIAL NOTES:	JPJ KOCH (CHIEF ENGINEER)	RURAL DEVELOPMENT AND AGRARIAN REFORM PROVINCE OF THE EASTERN CAPE	CATTLE PLUNGE DIPPING TANK (STEEL)	SCALE NTS	INDEX NO.. SCMM001/22/07
1.	The office must be notified for inspections at the following stages: - After excavation of the plunge dip; before concrete is placed. - After placing of the formwork. - Before any welding is started on site.	DECEMBER 2020 (DATE APPROVED)	ENGINEERING SERVICES Private Bag X015 DÖHNE ADI STUTTERHEIM 4930	EVAPORATION POND FENCE 2	A3 ORIGINAL	PLAN NO.: SHEET 7 OF 8
2.	All hor. CFLC welded to vert. IPE-sections according to SANS specifications.					
3.	Grouted stone pitching: 1 cement, 2 washed river sand, 100-150mm stone.					